

UKRAINE RDNA4

Fourth Rapid Damage and Needs Assessment

Key Findings

The Platform for the
Reconstruction of Ukraine
13 March 2025



UKRAINE THREE YEARS SINCE THE INVASION

Immense human, social, and economic toll

4.6 M
registered IDPs

6.2 M
externally
displaced

12,456
civilians dead

Poverty at
35.5%
(2023, GoU)

Vulnerable
hardest hit

Progress to
SDGs
set back

UKRAINE RAPID DAMAGE AND NEEDS ASSESSMENTS



Source: Assessment team using information on average monthly conflict events from Armed Conflict Location and Event Data (ACLED)

RDNA4 - OVERALL DAMAGE AND NEEDS

as of December 31, 2024

DIRECT DAMAGE
US\$176 billion

(RDNA3 = \$152 billion)

Safe repair &
reconstruction of buildings
& infrastructure to
modern & green standards
Support recovery of public
services & private sector

**RECONSTRUCTION AND
RECOVERY NEEDS**

US\$524 billion

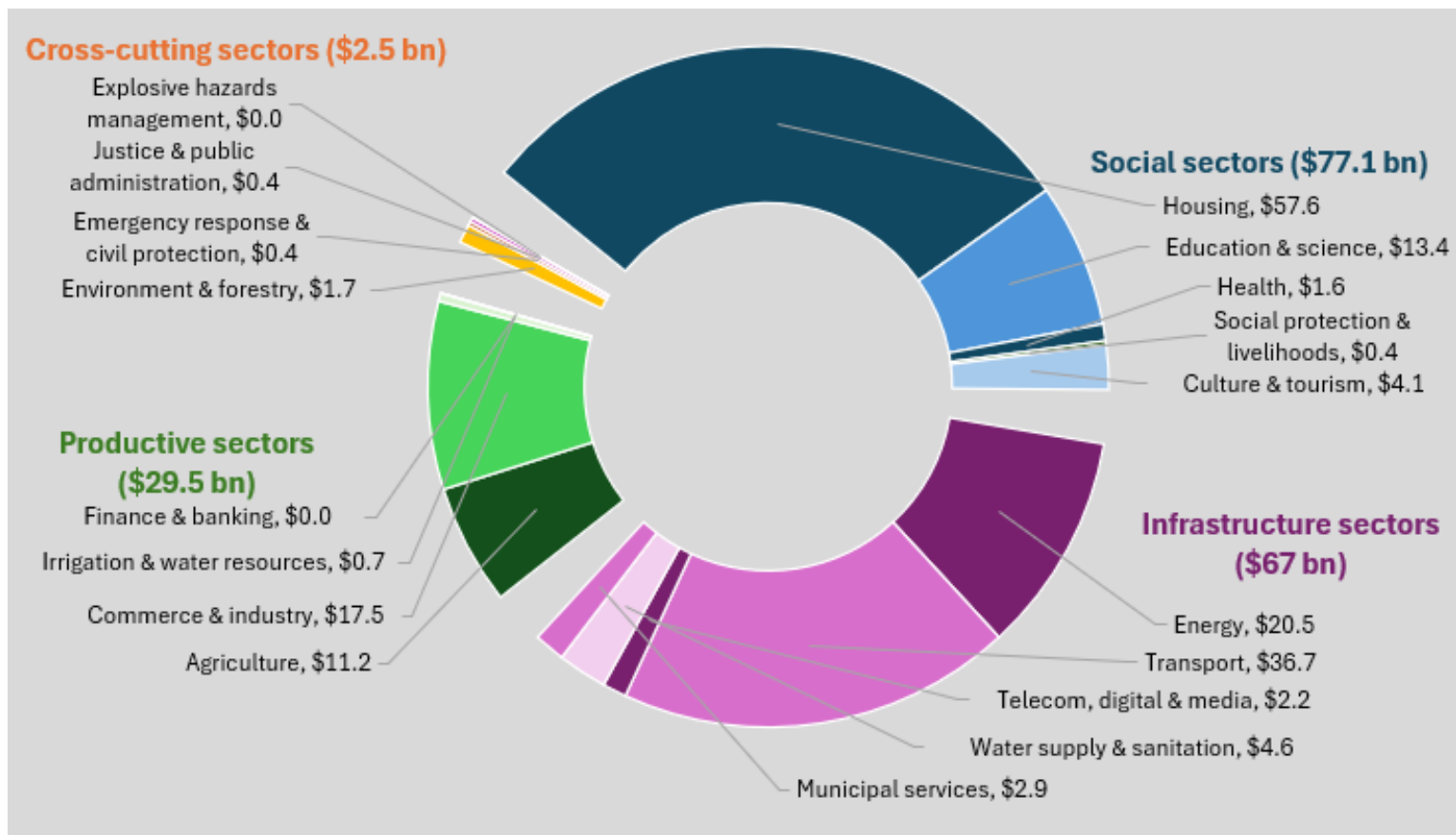
(RDNA3 = \$486 billion)

\$176 BN IN OVERAL DAMAGE

Sectors & regions with highest damage

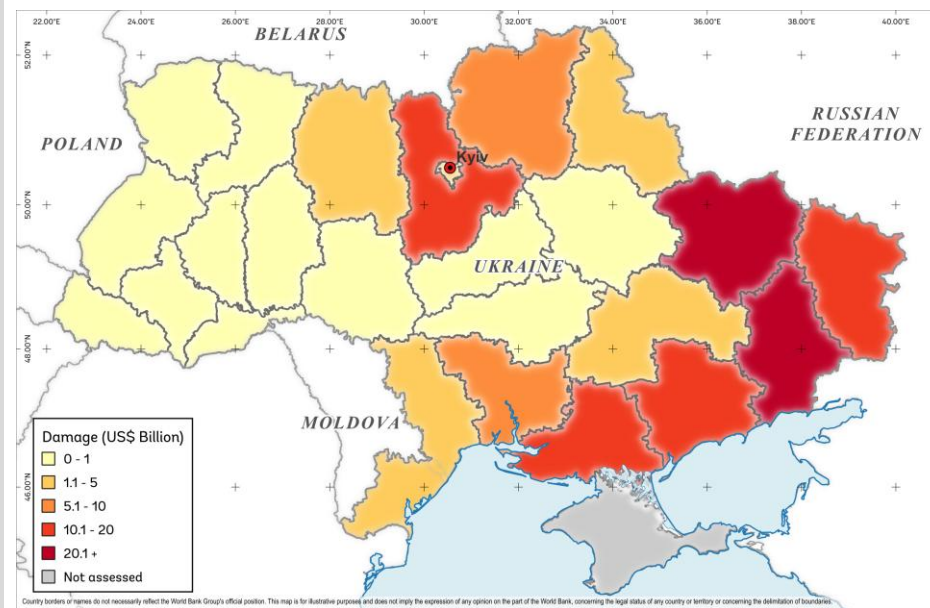
Significant damage has been sustained by the **social and infrastructure sectors**. Damage remains to be concentrated along the **frontline regions**, as well as in **Kyivska region**

TOTAL DAMAGE (US\$ BILLION)



Note: RDNA4 covers period February 24, 2022, to December 31, 2024

EXTENT OF DAMAGE BY REGION AS OF DECEMBER 31, 2024

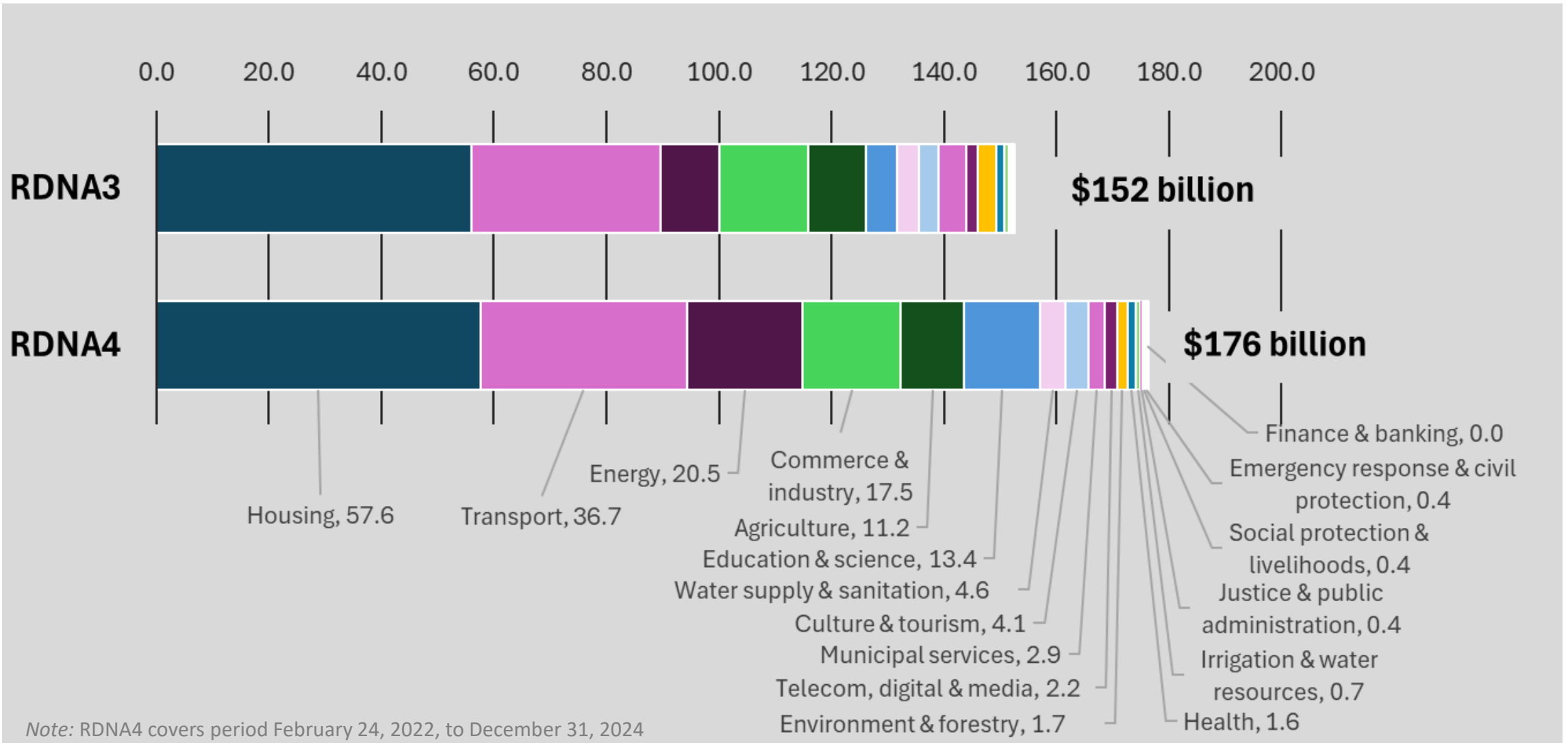


Source: RDNA4. Note: The maps draw on damage data as collected and assessed under the RDNA4. There were data limitations for certain regions

\$176 BN IN DAMAGE

Changes across sectors in the past 12 months

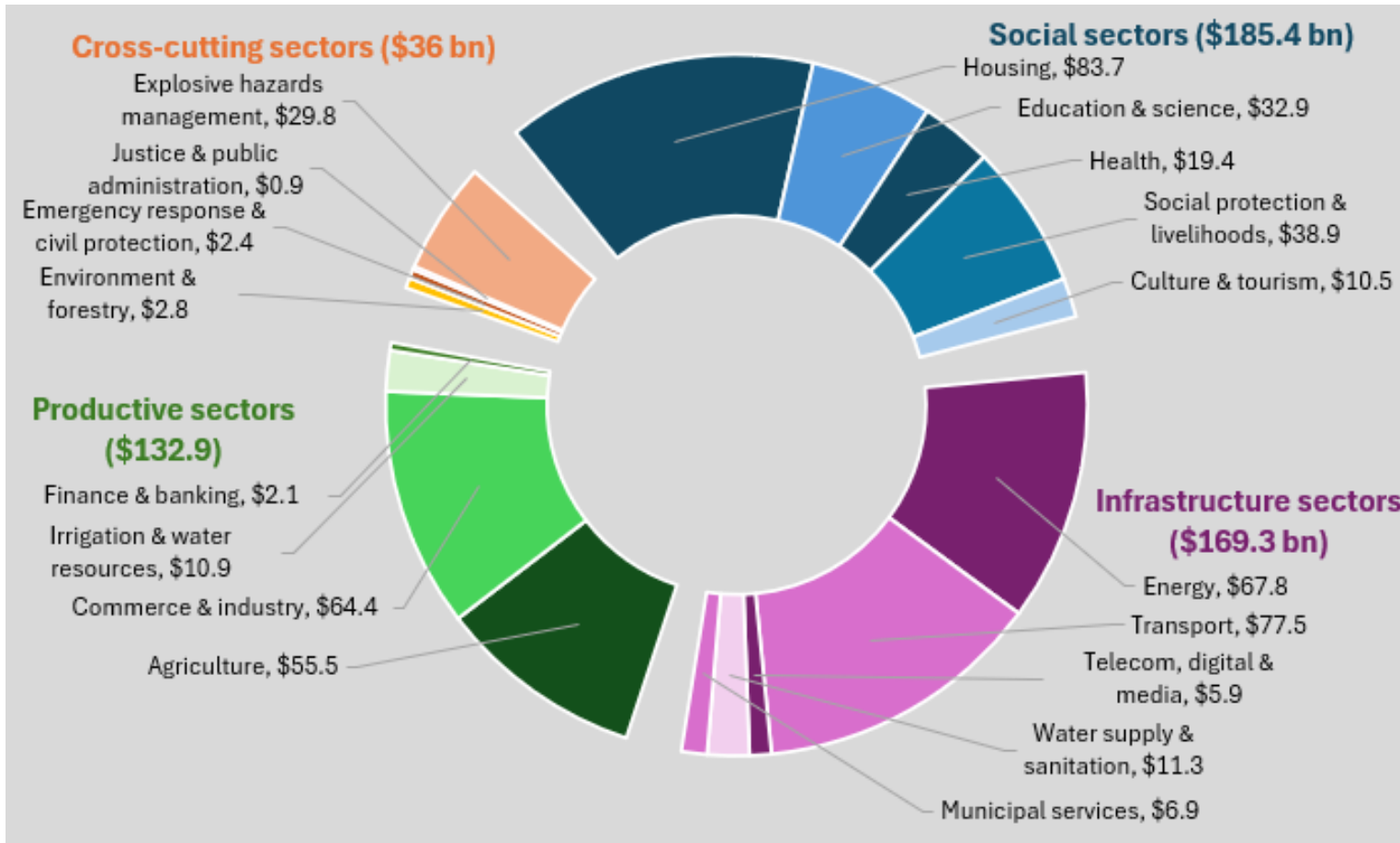
TOTAL DAMAGE (US\$ BILLION)



\$524 BN IN RECOVERY & RECONSTRUCTION NEEDS

Needs consider green, resilient, and inclusive reconstruction measures and prevailing challenges, incl. labor and material costs, and surge pricing.

TOTAL RECOVERY AND RECONSTRUCTION NEEDS (US\$ BILLION)



Note: RDNA4 covers period from February 24, 2022, to December 31, 2024

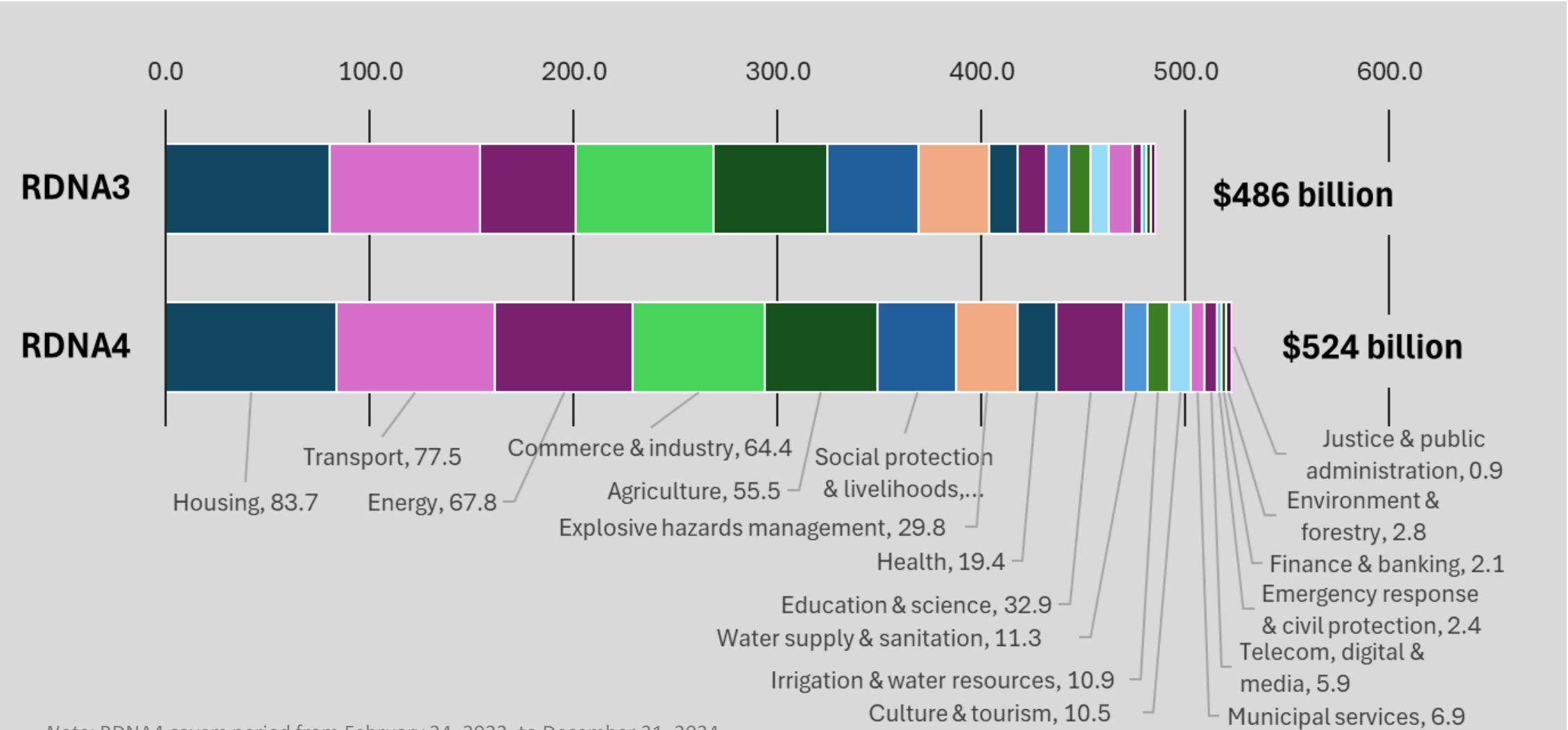
Needs Met across 8 sectors estimated at over \$13 billion

- housing
- education and science
- Agriculture
- telecommunications, digital, and media
- commerce and industry
- finance and banking
- emergency response and civil protection
- justice and public administration

\$524 BN IN RECOVERY & RECONSTRUCTION NEEDS

Changes across sectors in the past 12 months

TOTAL RECOVERY AND RECONSTRUCTION NEEDS (US\$ BILLION)

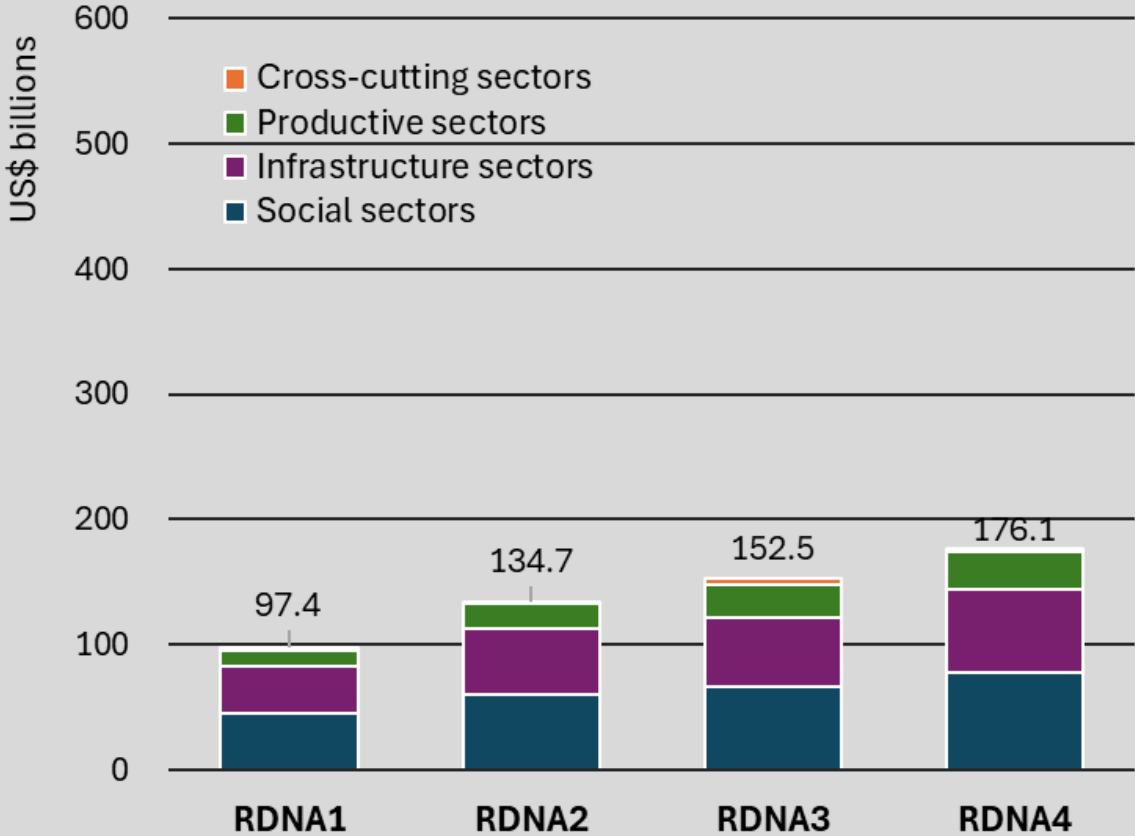


Note: RDNA4 covers period from February 24, 2022, to December 31, 2024

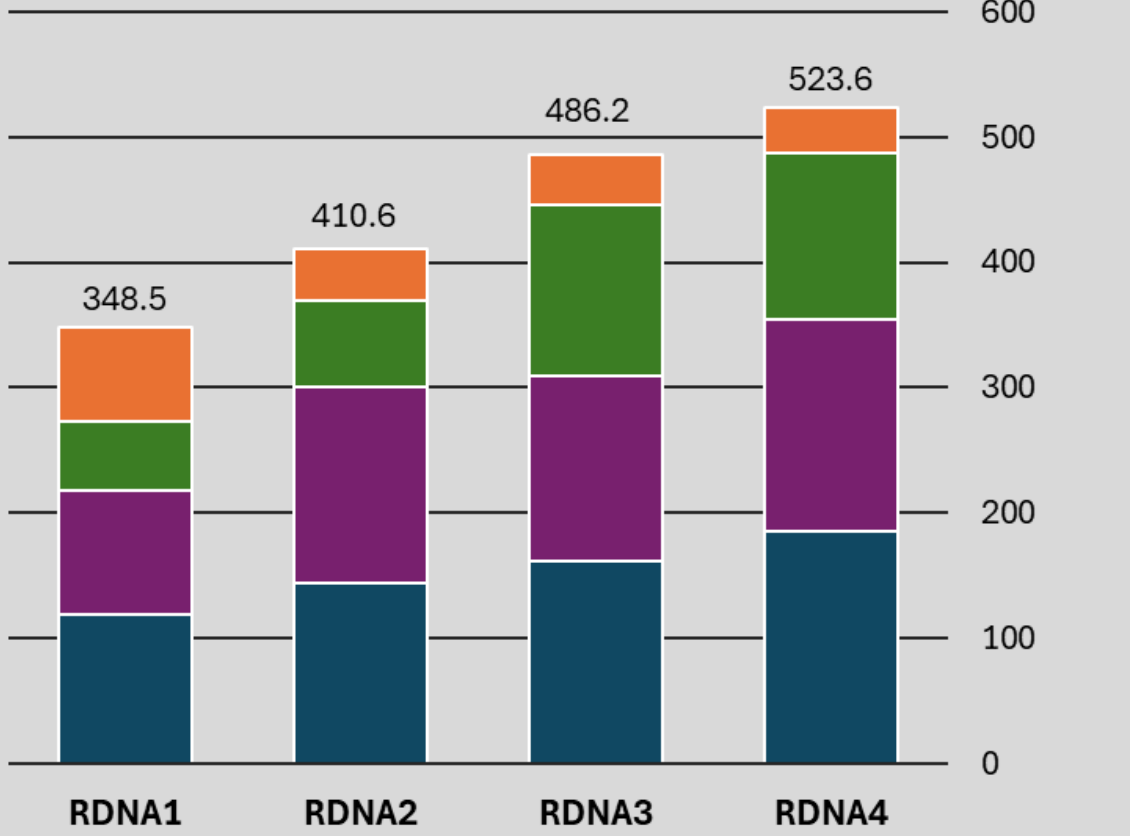
OVERALL DAMAGE AND NEEDS

Changes across the RDNAs

TOTAL DAMAGE (US\$ BILLION)



TOTAL RECOVERY AND RECONSTRUCTION NEEDS (US\$ BILLION)



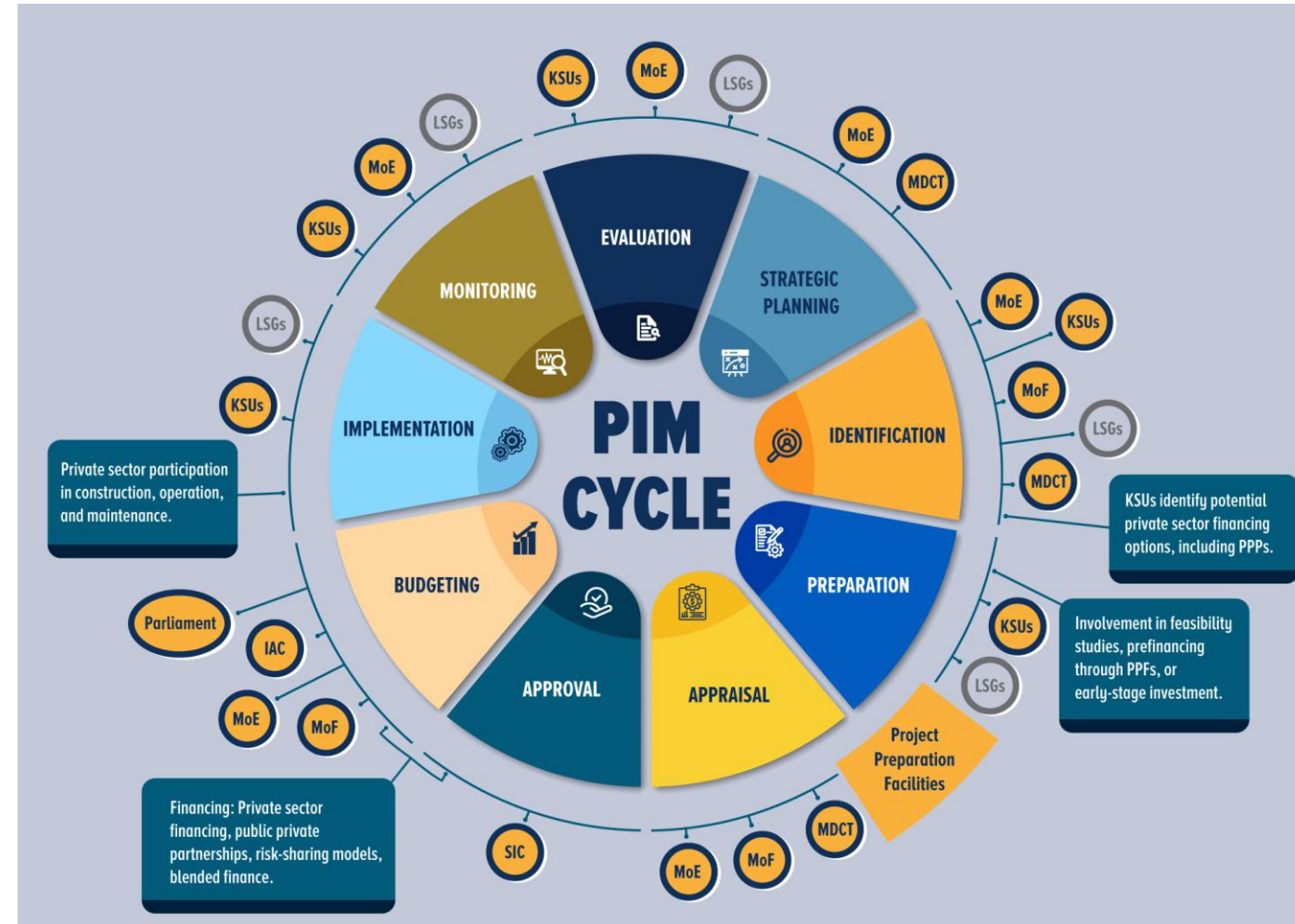
Source: Assessment team. Data per RDNA1, RDNA2, RDNA3, and RDNA4.

2025 RECOVERY AND RECONSTRUCTION PRIORITIES

Prioritization Approach

- **PIM IN ACTION:** For the first time, the Public Investment Management system was used to identify and prioritize RDNA4 2025 investment needs through the **Single Project Pipeline**
- **WHOLE-OF-GOVERNMENT APPROACH:** Ministries and agencies collaborated to identify, prioritize, and approve 2025 investment projects using a structured and transparent process
- **STRONG COORDINATION:** Development partners worked closely with the government to support the piloting of a structured approach to public investment, setting the stage for stronger, more strategic decision-making in the years ahead

FRAMEWORK FOR PUBLIC INVESTMENT MANAGEMENT AT THE CENTRAL LEVEL

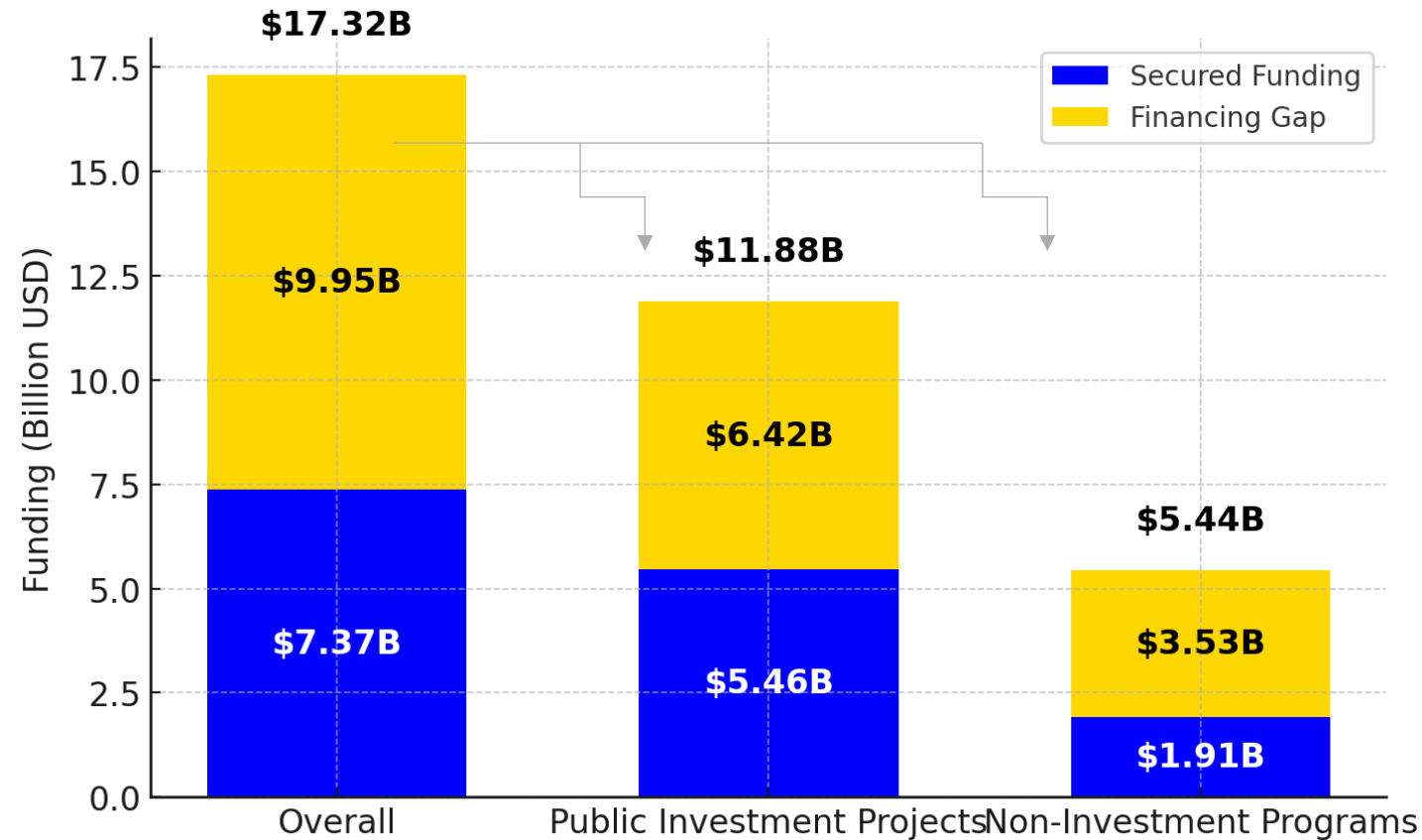


2025 RECOVERY AND RECONSTRUCTION PRIORITIES

Financing Needs, Secured Funding, and Gaps

- **2025 recovery and reconstruction needs**
 - Total: **\$17.32 billion**
 - Investment projects: **\$11.88 billion**
 - Non-investment programs: **\$5.44 billion**
- **Secured funding**
 - Total: \$7.37 billion
 - Investment projects: \$5.46 billion
 - Non-investment programs: \$1.91 billion
- **Financing gap**
 - Total: \$9.95 billion
 - Investment projects: \$6.42 billion
 - Non-investment programs: \$3.53 billion

RECOVERY AND RECONSTRUCTION 2025: FUNDING OVERVIEW AND DISAGGREGATION



2025 RECOVERY AND RECONSTRUCTION PRIORITIES

Prioritization Findings


Investment projects

- Aligned with emerging **PIM system** introduced in 2024
- Single Project Pipeline with 787 projects:
 - **304** projects prioritized for 2025
 - **92** projects included in the capital budget
 - **16** projects funded via the recurrent budget
- Approved by the Strategic Investment Council, chaired by the Prime Minister

Non-investment programs

- Separate prioritization process
 - **44** programs prioritized for 2025
 - **19** funded through recurrent budget or development partners
- Includes housing compensation, demining, and social transfers
- Led by the Ministry for Development of Communities and Territories with line ministries' inputs
- Approved separately by the Cabinet of Ministers

FINANCING NEEDS AND SECURED FUNDING FOR RECOVERY AND RECONSTRUCTION INVESTMENT PROJECTS AND NON-INVESTMENT PROGRAMS





Thank you

